



**ORDER FORM - CROWN and BRIDGEWORK**

ADDITIONAL INSTRUCTIONS

Dentist .....

Invoice Name .....

Date .....

Address .....

.....

Phone .....

Email .....

Patient Name .....

Due Date .....

SHADE

DIAGNOSTIC WAX-UP

**SPECIFY TURN AROUND TIME**

**10 working days** from date of receipt  
Please allow 13 working days for PROCERA & IMPLANTS  
NOTE: THESE CASES CANNOT BE PROCESSED EXPRESS

**Express** Incurs 10% surcharge

**RESTORATION TYPE**

- Crown
- Bridge
- Inlay/Onlay
- Bonded Bridge/Wing
- Post and Core
- Veneer

**MARGIN TYPE**

- Classic PFM
- Fine Metal Margin
- Buccal Porcelain Margin
- 360° Porcelain Margin

**PORCELAIN FUSED TO METAL**

**STANDARD**

- Non Precious
- Ni Free
- Semi Precious
- Titanium

**ULTIMATE**

- High Precious
- Semi Precious

**FULL CAST**

- Yellow Gold
- Non Precious (Ni Free)
- Gold Plated

**ALL CERAMIC**

- e.max
- e.max Zirpress
- Empress Esthetic (veneers)
- Procera Alumina
- Procera Zirconia
- Cercon
- Cercon Aesthetic
- Inceram
- Ceramage
- Calypso

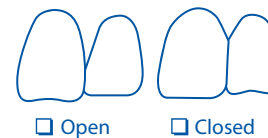
**OCCLUSAL STAINING**

- None
- Light
- Medium
- Dark

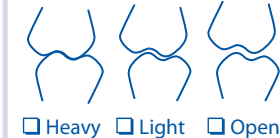
**VALUE**

- High
- Medium
- Low

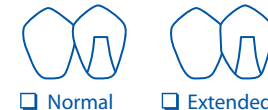
**EMBRASURE**



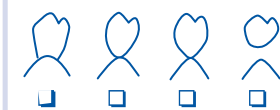
**OCCLUSAL CONTACT**



**PROXIMAL CONTACT**



**PONTIC DESIGN**



**PLEASE COMPLETE TO AVOID SHADE DISCREPANCIES FOR ALL CERAMIC RESTORATIONS**

- Vital
- Non Vital (dentine or composite)
- Non Vital (metallic post and core)

Abutment Shade .....

**FAST TRACK**

**PLEASE TICK  TO MINIMISE DELAYS IN CASE OF A PROBLEM**

**Insufficient Occlusal Clearance**

- Adjust the opposing and mark on model
- Make a reduction coping to show where to adjust the preparation
- Call me

**Margins not clear**

- Estimate and attach a note
- Email me an image of problem area
- Call and email me