


1. Go to <https://my.scdlab.com/login>
2. Enter your SCD account number and password. If you don't know your password, re set it by pressing *Forgot password/first time user*

Sign In

Access all the information you need to manage your cases, everyday, all in one place.

I'm not a robot 
reCAPTCHA
Privacy - Terms


[Forgot Password/First Time User ?](#)

Not a SCD AU Customer yet? [Sign up](#)

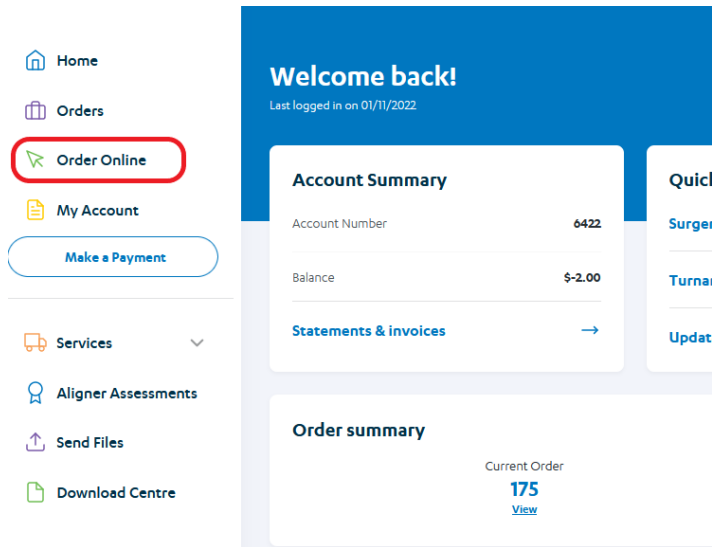
When asked to enter your practice phone number, please enter the area code and the phone number as shown below, and tick *I'm not a robot*

Update your Password ?

Enter your SCD AU account and phone details to setup your password

I'm not a robot 
reCAPTCHA
Privacy - Terms

3. Once you access your MySCD portal, Click on *Order Online*, on the left side panel



4. Select the type of case. New case, or continuation/Remake case.

Select dentist name from the filter, add patient's name or ID, and the date you require finished order back in your practice.

Then press *Create Order* button

Order Online

New Order

Case Type*

New Case Continuation/Remake

Select Dentist*

Find or add a new dentist... ▼

Patient ID* *Please do not use patient's name unless consent is provided, and appropriate form/s have been completed.*

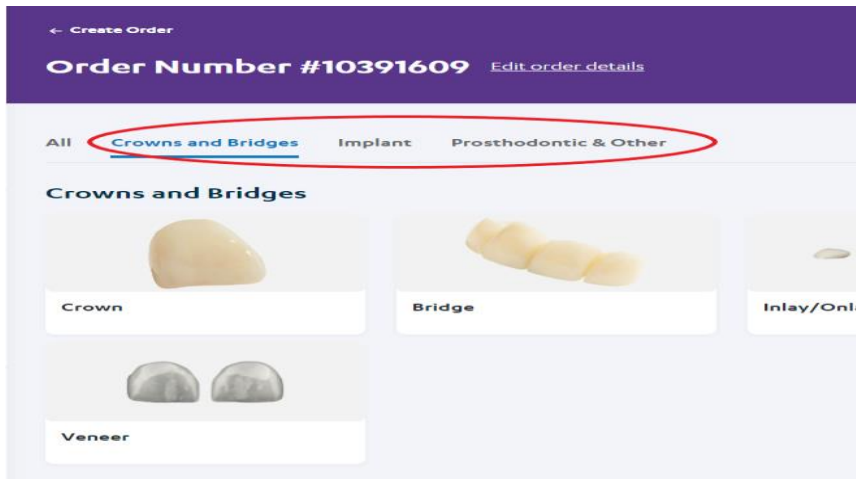
Patient Name

Date Required*

22-11-2022

Create Order

5. Select type of work



6. Fill in order requests and type any additional instructions, and press Save

Update Product - Crown

Product Information

Material Type *
Please select
Quest - Premium Australian Made Products with Fast Turn-Around
Quick Quest Premium Australian made crowns with 2 day in-lab turnaround

<p>PFM - Economiser</p> <p><input type="radio"/> Non-Precious NiFree</p> <p>PFM - Standard</p> <p><input type="radio"/> Non-Precious NiFree</p> <p><input type="radio"/> Non-Precious NiFree (Q)</p> <p><input type="radio"/> Semi-Precious</p> <p>PFM - Ultimate</p> <p><input type="radio"/> Semi-Precious</p> <p><input type="radio"/> High-Precious</p> <p><input type="radio"/> High-Precious (Q)</p> <p>Composite Reinforced with</p> <p><input type="radio"/> Fibre</p> <p><input type="radio"/> Metal</p> <p><input type="radio"/> No Extra Reinforcement</p>	<p>All Ceramic</p> <p><input type="radio"/> IPS e.max®</p> <p><input checked="" type="radio"/> IPS e.max® (Q)</p> <p><input type="radio"/> IPS e.max® (QQ)</p> <p><input type="radio"/> IPS Empress® Esthetic</p> <p>Zirconia Family</p> <p><input type="radio"/> PFZ</p> <p><input type="radio"/> PFZ (Q)</p> <p><input type="radio"/> IPS e.max® Zirpress</p> <p><input type="radio"/> IPS e.max® ZirPress (Q)</p> <p><input type="radio"/> Procera® Zirconia</p> <p><input type="radio"/> Lava™ (w/ ESSE)</p> <p><input type="radio"/> FMZir</p> <p><input type="radio"/> FMZir (Q)</p> <p><input type="radio"/> FMZir (QQ)</p> <p><input type="radio"/> Lava™ Plus (w/ ESSE)</p> <p><input type="radio"/> UZir Ultra Translucent</p> <p><input type="radio"/> UZir Ultra Translucent(Q)</p>	<p>Full Cast - Silver</p> <p><input type="radio"/> Non-Precious NiFree</p> <p><input type="radio"/> Non-Precious NiFree (Q)</p> <p><input type="radio"/> NP NiFree Gold-Plated</p> <p><input type="radio"/> Titanium</p> <p>Full Cast - Yellow Gold</p> <p><input type="radio"/> Low Precious Gold 2%</p> <p><input type="radio"/> Mini 40%</p> <p><input type="radio"/> Academy 78%</p> <p>Other Resins/Hybrids</p> <p><input type="radio"/> Lava™ Ultimate (w/ ESSE)</p> <p><input type="radio"/> Acrylic Resin</p> <p>Quest Range Exclusive</p> <p><input type="radio"/> VITA ENAMIC®</p> <p><input type="radio"/> VITA SUPRINITY®</p> <p><input type="radio"/> Temporary PMMA</p>
--	---	--

Tooth Number
Please enter (optional)
25

Shade *
eg: A2 or B1 / B2 or TO BE SENT LATER or NO SHADE
A2
For a complex tooth shade, please also draw in the image below for more details:

Occlusal Staining
Please select (optional)
 None Medium Light Dark

Value
Please select (optional)
 High Medium Low

Embrasure
Please select (optional)
 Open Close

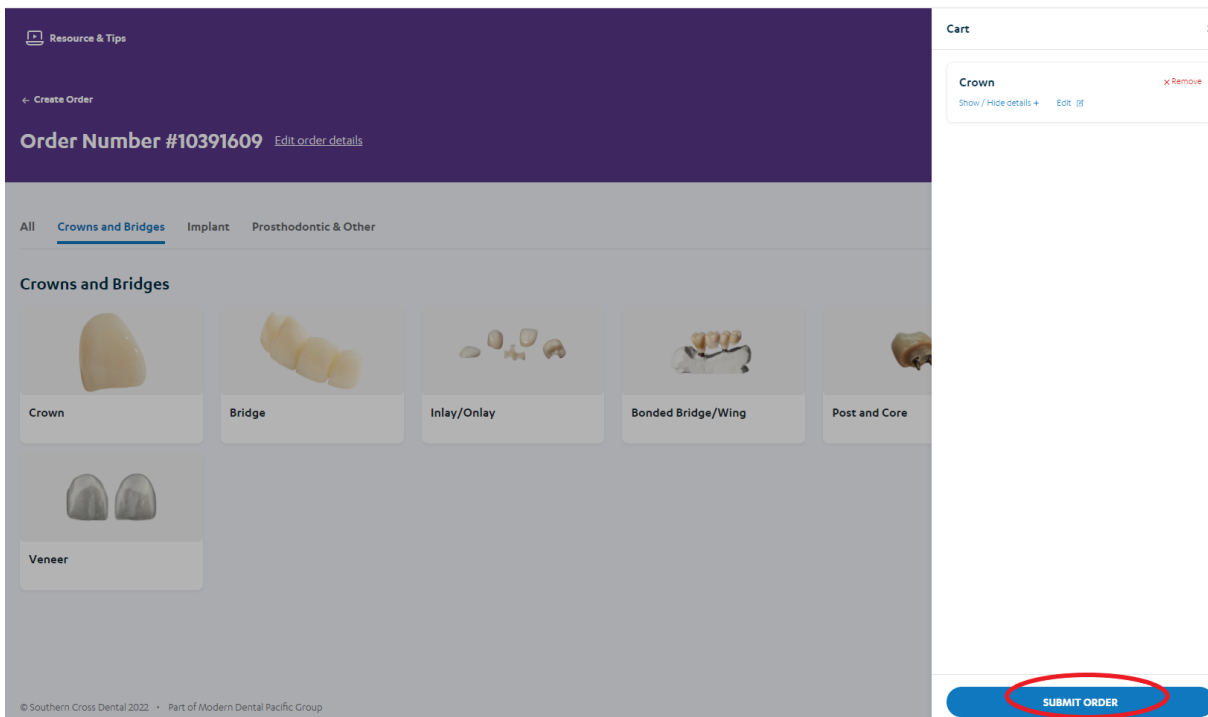
Proximal Contact
Please select (optional)
 Normal Extended

Occlusal Contact
Please select (optional)
 Heavy Light Open

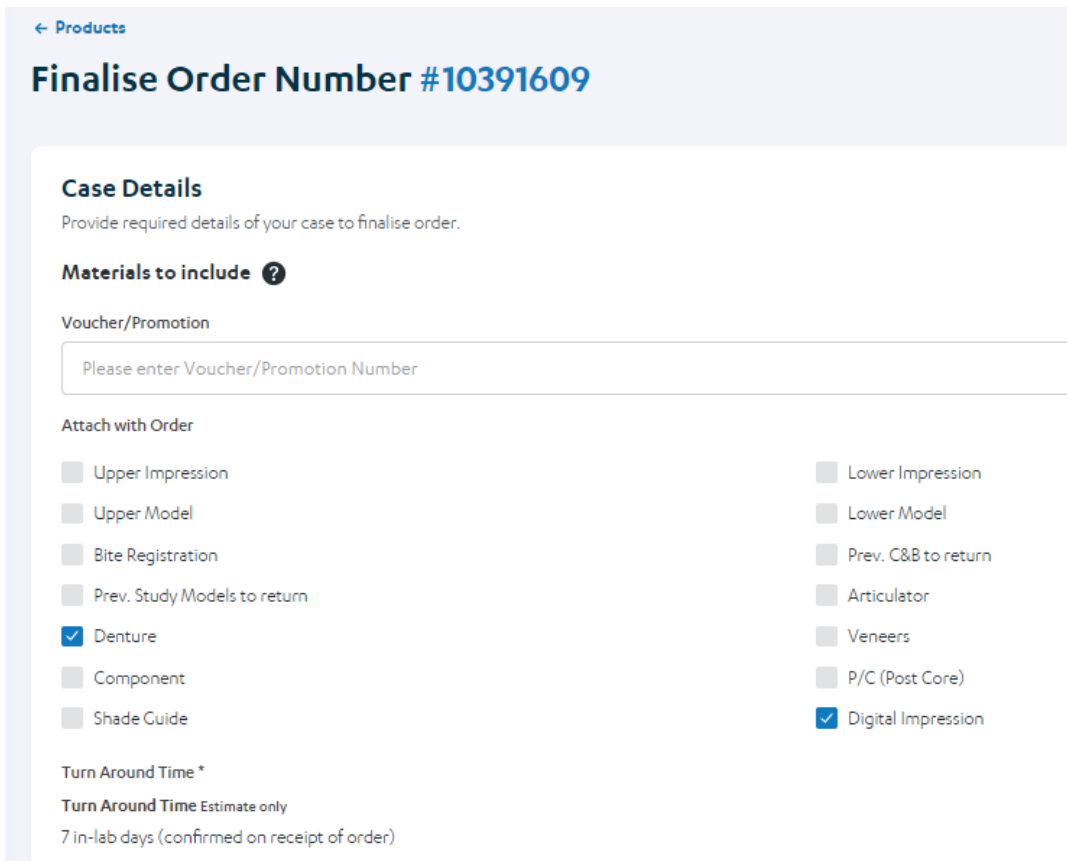
Present Tooth or Stump Shade *
Please enter
A2

Additional Instruction
Please enter (optional)
Will post patient's denture

7. Click on "Submit Order"



8. To finalise your order select *Digital Impression* if you are sending scans. If also sending any other physical material for example a denture, please also tick the box and kindly let us know on previous step under *Additional Instruction*, when submitting order that you are mailing us any physical work



9. Drop any photos, designs, and other documents, under the *Attachments* section. Then upload scans of the mouth of the patient under the *Send Digital Scan* section

Attachments

Select files to upload. Accepted file types are jpg, gif, png, tiff, jpeg, pdf, bmp, stl, doc, docx, zip or html

Drop files here to upload

Drop files here or click to upload.

Send Digital Scan

Select files to upload. Accepted file types are stl, zip or dcm

Drop files here to upload

Drop files here or click to upload.

10. Check your order and press *Place Order* button

Are you submitting a Digital order?

- Yes
 No

If you have selected no, please note that this order will be processed as a normal order. Please book a pick-up in the next step to organise case related items & components to be picked up from your practice.

You have selected "Digital Order" but have not uploaded a Scan File. If you have a file ready please click one of the options above to upload it now before selecting Place Order. Otherwise, please select from one of the below options:

- I have already sent the scan for this order
 I will send a scan through a scanner portal

Review Items

[Add/Change](#)

Crown

Tooth Number	25
Shade	A2
Occlusal Staining	None
Embrasure	Open
Proximal Contact	Normal
Occlusal Contact	Light
Present Tooth or Stump Shade	A2

Place Order

11. If you are sending any physical work and require a pickup, select *Book a pick up*

Order Confirmation



Your order has been placed!

Your order reference Order number is 10391609

[Print lab sheet](#)

[Book a pick up](#)

[Dispatch times](#)

Done

If not pickup needed, press *Done*